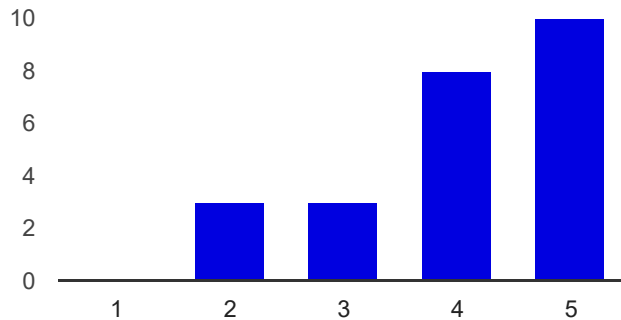


24 responses

[View all responses](#)
[Publish analytics](#)

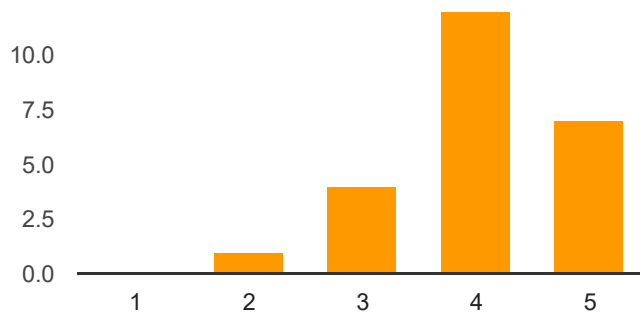
Summary

1. My child likes reading



| | | |
|----------------------|-----------|-------|
| Strongly disagree: 1 | 0 | 0% |
| 2 | 3 | 12.5% |
| 3 | 3 | 12.5% |
| 4 | 8 | 33.3% |
| Strongly agree: 5 | 10 | 41.7% |

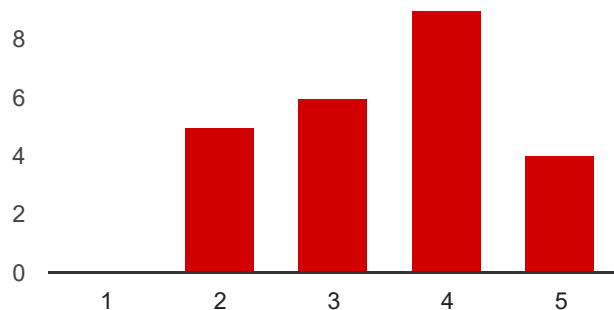
2. My child is doing well at reading



| | | |
|----------------------|----------|------|
| Strongly disagree: 1 | 0 | 0% |
| 2 | 1 | 4.2% |

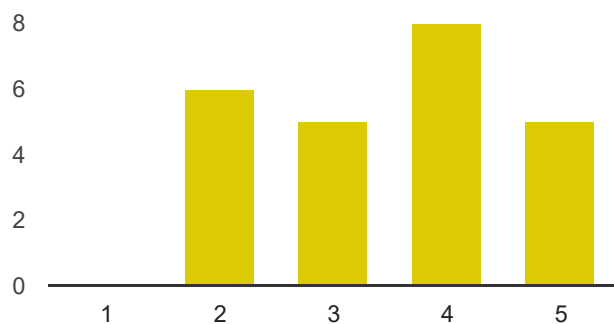
3 **4** 16.7%
 4 **12** 50%
 Strongly agree: 5 **7** 29.2%

3. I often listen to my child reading aloud



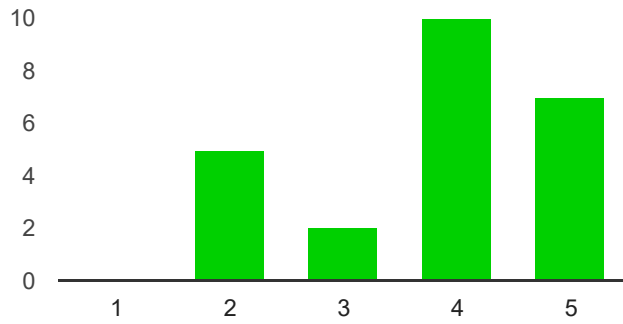
Strongly disagree: 1 **0** 0%
 2 **5** 20.8%
 3 **6** 25%
 4 **9** 37.5%
 Strongly agree: 5 **4** 16.7%

4. My child likes to write stories



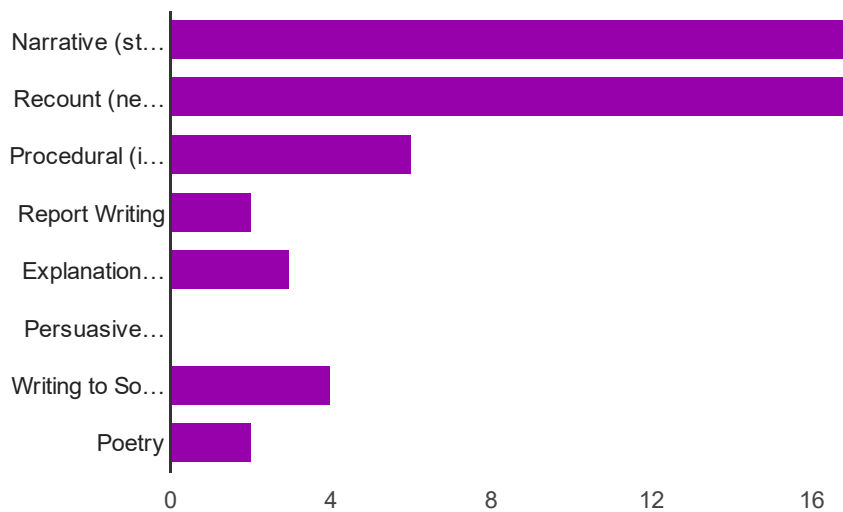
Strongly disagree: 1 **0** 0%
 2 **6** 25%
 3 **5** 20.8%
 4 **8** 33.3%
 Strongly agree: 5 **5** 20.8%

5. I often read what my child has written in school...



| | | |
|----------------------|-----------|-------|
| Strongly disagree: 1 | 0 | 0% |
| 2 | 5 | 20.8% |
| 3 | 2 | 8.3% |
| 4 | 10 | 41.7% |
| Strongly agree: 5 | 7 | 29.2% |

6. In school, my child writes mostly

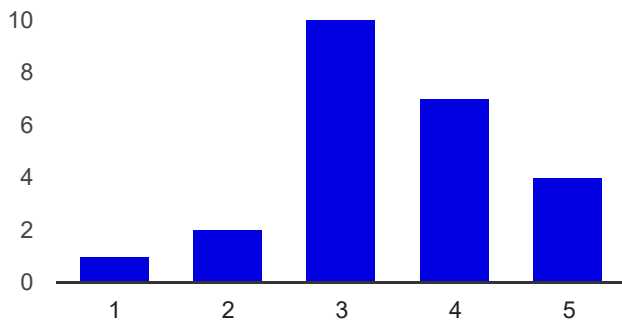


| | | |
|--|-----------|-------|
| Narrative (story) | 17 | 70.8% |
| Recount (news) | 17 | 70.8% |
| Procedural (instructions) | 6 | 25% |
| Report Writing | 2 | 8.3% |
| Explanation Writing | 3 | 12.5% |
| Persuasive Writing (debates, letters to government ministers, etc) | 0 | 0% |

Writing to Socialise (email, etc) **4** 16.7%

Poetry **2** 8.3%

7. I get good information from the school about how my child is doing in English



| | | |
|----------------------|-----------|-------|
| Strongly disagree: 1 | 1 | 4.2% |
| 2 | 2 | 8.3% |
| 3 | 10 | 41.7% |
| 4 | 7 | 29.2% |
| Strongly agree: 5 | 4 | 16.7% |

Number of daily responses

